



1. Course Objective
2. Pre-Assessment
3. Exercises, Quizzes, Flashcards & Glossary  
Number of Questions
4. Expert Instructor-Led Training
5. ADA Compliant & JAWS Compatible Platform
6. State of the Art Educator Tools
7. Award Winning Learning Platform (LMS)
8. Chapter & Lessons  
Syllabus  
Chapter 1: Introduction  
Chapter 2: Getting Started with Power Platform  
Chapter 3: Power Apps Fundamentals  
Chapter 4: Power Automate Fundamentals  
Chapter 5: Common Data Services  
Chapter 6: Power Virtual Agents  
Chapter 7: Power BI Fundamentals  
Chapter 8: Model-Driven Apps  
Chapter 9: Microsoft Dynamics 365 Apps  
Chapter 10: Power Platform Administration  
Chapter 11: Build a Basic Cloud Flow  
Chapter 12: Build a Basic Canvas App  
Chapter 13: Complementary Microsoft Power Platform Solutions  
Videos and How To
9. Practice Test  
Here's what you get  
Features
10. Post-Assessment

## 1. Course Objective

Prepare for the PL-900 exam with the Microsoft Power Platform Fundamentals course! Explore Power BI, Power Apps, Power Automate, and Power Virtual Agents through interactive lessons, quizzes, test preps, and real-world examples. This comprehensive course will equip you with the skills to develop low-code applications, automate processes, and leverage data analysis, making it an ideal choice for aspiring Power Platform Developers, Business Analysts, and IT Professionals seeking to excel in this dynamic field.

## 2. Pre-Assessment

Pre-Assessment lets you identify the areas for improvement before you start your prep. It determines what students know about a topic before it is taught and identifies areas for improvement with question assessment before beginning the course.

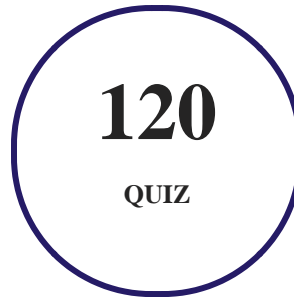
## 3. Exercises

There is no limit to the number of times learners can attempt these. Exercises come with detailed remediation, which ensures that learners are confident on the topic before proceeding.

**254**  
EXERCISES


## 4. Quiz

Quizzes test your knowledge on the topics of the exam when you go through the course material. There is no limit to the number of times you can attempt it.



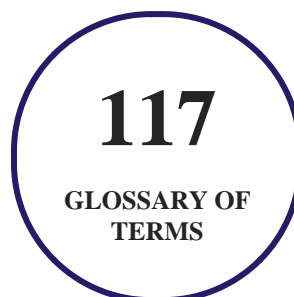
## 5. flashcards

Flashcards are effective memory-aiding tools that help you learn complex topics easily. The flashcard will help you in memorizing definitions, terminologies, key concepts, and more. There is no limit to the number of times learners can attempt these. Flashcards help master the key concepts.



## 6. Glossary of terms

uCertify provides detailed explanations of concepts relevant to the course through Glossary. It contains a list of frequently used terminologies along with its detailed explanation. Glossary defines the key terms.



## 7. Expert Instructor-Led Training

uCertify uses the content from the finest publishers and only the IT industry's finest instructors. They have a minimum of 15 years real-world experience and are subject matter experts in their fields. Unlike a live class, you can study at your own pace. This creates a personal learning experience and gives you all the benefit of hands-on training with the flexibility of doing it around your schedule 24/7.

## 8. ADA Compliant & JAWS Compatible Platform

uCertify course and labs are ADA (Americans with Disability Act) compliant. It is now more accessible to students with features such as:

- Change the font, size, and color of the content of the course
- Text-to-speech, reads the text into spoken words
- Interactive videos, how-tos videos come with transcripts and voice-over
- Interactive transcripts, each word is clickable. Students can clip a specific part of the video by clicking on a word or a portion of the text.

JAWS (Job Access with Speech) is a computer screen reader program for Microsoft Windows that reads the screen either with a text-to-speech output or by a Refreshable Braille display. Student can easily navigate uCertify course using JAWS shortcut keys.

## 9. State of the Art Educator Tools

uCertify knows the importance of instructors and provide tools to help them do their job effectively. Instructors are able to clone and customize course. Do ability grouping. Create sections. Design grade scale and grade formula. Create and schedule assessments. Educators can also move a student from self-paced to mentor-guided to instructor-led mode in three clicks.

## 10. Award Winning Learning Platform (LMS)

uCertify has developed an award winning, highly interactive yet simple to use platform. The SIIA CODiE Awards is the only peer-reviewed program to showcase business and education technology's finest products and services. Since 1986, thousands of products, services and solutions have been

recognized for achieving excellence. uCertify has won CODiE awards consecutively for last 7 years:

- **2014**

1. Best Postsecondary Learning Solution

- **2015**

1. Best Education Solution
2. Best Virtual Learning Solution
3. Best Student Assessment Solution
4. Best Postsecondary Learning Solution
5. Best Career and Workforce Readiness Solution
6. Best Instructional Solution in Other Curriculum Areas
7. Best Corporate Learning/Workforce Development Solution

- **2016**

1. Best Virtual Learning Solution
2. Best Education Cloud-based Solution
3. Best College and Career Readiness Solution
4. Best Corporate / Workforce Learning Solution
5. Best Postsecondary Learning Content Solution
6. Best Postsecondary LMS or Learning Platform
7. Best Learning Relationship Management Solution

- **2017**

1. Best Overall Education Solution
2. Best Student Assessment Solution
3. Best Corporate/Workforce Learning Solution
4. Best Higher Education LMS or Learning Platform

- **2018**

1. Best Higher Education LMS or Learning Platform

2. Best Instructional Solution in Other Curriculum Areas
3. Best Learning Relationship Management Solution

- **2019**

1. Best Virtual Learning Solution
2. Best Content Authoring Development or Curation Solution
3. Best Higher Education Learning Management Solution (LMS)

- **2020**

1. Best College and Career Readiness Solution
2. Best Cross-Curricular Solution
3. Best Virtual Learning Solution

## 11. Chapter & Lessons

uCertify brings these textbooks to life. It is full of interactive activities that keeps the learner engaged. uCertify brings all available learning resources for a topic in one place so that the learner can efficiently learn without going to multiple places. Challenge questions are also embedded in the chapters so learners can attempt those while they are learning about that particular topic. This helps them grasp the concepts better because they can go over it again right away which improves learning.

Learners can do Flashcards, Exercises, Quizzes and Labs related to each chapter. At the end of every lesson, uCertify courses guide the learners on the path they should follow.

### Syllabus

#### Chapter 1: Introduction

- What is Power Platform?
- About the PL-900 Certification Exam
- Why to Study Microsoft Power Platform Fundamentals?

- Preparing to Study Microsoft Power Platform Fundamentals
- Who Should Buy This Course?
- How This Course is Organized
- Conventions Used in This Course
- Conceptual Requirements
- Microsoft Certified: Power Platform Fundamentals Exam Objectives

## Chapter 2: Getting Started with Power Platform

- Overview of Power Platform
- Understanding Power Apps, Power Automate, Power BI, and Common Data Service
- Power Platform Custom Connectors
- Power Platform Use Cases and Examples
- Power Platform Architecture
- Microsoft Dataverse Business Events
- Power Platform License and Pricing
- Introduction to Power Apps Studio
- Connectors
- Summary

## Chapter 3: Power Apps Fundamentals

- Introduction to Power Apps
- Data Connections and Sources
- App Design and Customization
- Power App Templates and Samples
- Power Apps Deployment and Sharing Options
- Power Apps Customization and Personalization
- Difference between Canvas Apps and Model-Driven Apps
- Use Cases and Capabilities of Canvas Apps
- Use Cases and Capabilities of Model-Driven Apps
- Summary

## Chapter 4: Power Automate Fundamentals

- Introduction to Power Automate
- Power Automate Features and Benefits
- Creating a Power Automate Flow
- Power Automate Triggers and Actions

- Power Automate Custom Connectors and APIs
- Power Automate Deployment and Sharing Options
- Power Automate Flows
- Summary

## Chapter 5: Common Data Services

- Introduction to Dataverse
- Tables, Columns, and Relationships in Microsoft Dataverse
- Difference between Traditional Databases and Microsoft Dataverse
- Business Logic in Microsoft Dataverse
- Dataflows in Microsoft Dataverse
- Integrating Dataverse with Power Platform and Other Microsoft Services
- Microsoft Dataverse Business Events
- Integration of Dataverse with Microsoft Services
- Implementing the Integration
- Summary

## Chapter 6: Power Virtual Agents

- Introduction to Power Virtual Agents

- Building a Bot from Scratch
- Understanding the Conventional Flow
- Create Topics from Existing FAQs by Using Suggest Topics
- Integrating with External Services and APIs
- Personalizing Conversations with Variables and Functions
- Use-Cases of Power Virtual Agents
- Topics, Entities, and Actions
- Message Nodes, Question Nodes, Conditions, Trigger Phrases, and Authoring Canvas
- Summary

## Chapter 7: Power BI Fundamentals

- Introduction to Power BI
- Compare and Contrast Dashboards, Workspaces, Reports, and Paginated Reports
- Power Query
- Data Sources and Connections
- Uses for Visualization Controls
- Views for Analyzing and Visualizing Data
- Build a Basic Dashboard

- Using Power BI Q&A to Explore your Data and Create Visuals
- DAX (Data Analysis Expression)
- Use AI Insights in Power BI Desktop
- Power BI Service and Sharing Reports
- Power BI Security and Governance
- Summary

## Chapter 8: Model-Driven Apps

- Introduction to Model-Driven Apps
- Forms in Model-Driven Apps
- Views in Model-Driven App
- Power Apps Component Framework (PCF)
- Summary

## Chapter 9: Microsoft Dynamics 365 Apps

- Introduction to Dynamics 365 and Microsoft Power Platform
- Dynamics 365 Components
- Microsoft Power Platform Integration with Microsoft Dynamics 365 Apps

- Microsoft Power Platform Integration with Microsoft Teams
- Solutions Across Azure and Power Platform
- Power Platform Integration with Microsoft Azure Services and Third-Party Applications
- Azure Cognitive Services
- Power Platform Integrations with Power Pages
- Security and Compliance in Dynamics 365
- Summary

## Chapter 10: Power Platform Administration

- Power Platform Components and Capabilities
- Microsoft Power Platform Security
- Power Platform Administration and Management
- Power Platform Environment
- Privacy and Accessibility Guidelines in Microsoft Power Platform
- Microsoft Power Platform Admin Center and Microsoft 365 Admin Center
- Summary

## Chapter 11: Build a Basic Cloud Flow

- Understanding Cloud Flows

- Creating a Simple Cloud Flow
- Create a Cloud Flow by Using an Instant, Automated, or Scheduled Flow Template
- Customizing and Modifying Cloud Flows
- Build a Basic Desktop Flow by Recording Tasks
- Testing and Debugging Cloud Flows
- Integrating Cloud Flows with Other Power Platform Components
- Flow Templates
- Perform Data Operations
- Summary

## Chapter 12: Build a Basic Canvas App

- Understanding a Canvas App
- Creating a Simple Canvas App
- Customizing and Modifying a Canvas App
- Testing and Debugging a Canvas App
- Integrating a Canvas App with Other Power Platform Components
- Data Sources in a Canvas App
- Controls to Design the User Experience

- Summary

## Chapter 13: Complementary Microsoft Power Platform Solutions

- Power Pages
- Create and Manage Page Templates
- Provide Access to External Audiences
- AI Builder In Power Platform
- Lifecycle to Create an AI Builder Model
- Summary

## 12. Practice Test

### Here's what you get

**50**  
PRE-ASSESSMENTS  
QUESTIONS

**2**  
FULL LENGTH TESTS

**50**  
POST-ASSESSMENTS  
QUESTIONS

### Features

Each question comes with detailed remediation explaining not only why an answer option is correct but also why it is incorrect.

### Unlimited Practice

Each test can be taken unlimited number of times until the learner feels they are prepared. Learner can review the test and read detailed remediation. Detailed test history is also available.

Each test set comes with learn, test and review modes. In learn mode, learners will attempt a question and will get immediate feedback and complete remediation as they move on to the next question. In test mode, learners can take a timed test simulating the actual exam conditions. In review mode, learners can read through one item at a time without attempting it.

## 13. Post-Assessment

After completion of the uCertify course Post-Assessments are given to students and often used in conjunction with a Pre-Assessment to measure their achievement and the effectiveness of the exam.

You can't stay away! Get

 3187 Independence Drive  
Livermore, CA 94551,  
United States  +1-415-763-6300  support@ucertify.com  www.ucertify.com