

# uCertify

## Course Outline

### Microsoft Windows 10 (MD-100)



30 Oct 2025

1. Course Objective
2. Pre-Assessment
3. Exercises, Quizzes, Flashcards & Glossary  
Number of Questions
4. Expert Instructor-Led Training
5. ADA Compliant & JAWS Compatible Platform
6. State of the Art Educator Tools
7. Award Winning Learning Platform (LMS)
8. Chapter & Lessons  
Syllabus  
Chapter 1: Introduction  
Chapter 2: Windows 10 Installation  
Chapter 3: Configuring Users  
Chapter 4: Managing Data  
Chapter 5: Managing the Windows 10 Environment  
Chapter 6: Configuring Security and Devices  
Chapter 7: Configuring Network Connectivity  
Chapter 8: Configuring Recovery  
Videos and How To
9. Practice Test  
Here's what you get  
Features
10. Live labs  
Lab Tasks  
Here's what you get
11. Post-Assessment

## 1. Course Objective

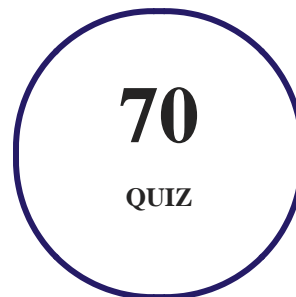
Pass the Microsoft MD-100 certification exam with the Microsoft Windows 10 (MD-100) course and lab. The lab comes with a well-organized component library for every task. The Windows 10 certification course and lab cover MD-100 exam objectives and provide the skills required to deploy Windows, manage devices and data; configure connectivity, and maintain Windows. The MD-100 study guide also provides skills to manage identity, access, policies, updates, and apps.

## 2. Pre-Assessment

Pre-Assessment lets you identify the areas for improvement before you start your prep. It determines what students know about a topic before it is taught and identifies areas for improvement with question assessment before beginning the course.


## 3. Quiz

Quizzes test your knowledge on the topics of the exam when you go through the course material. There is no limit to the number of times you can attempt it.



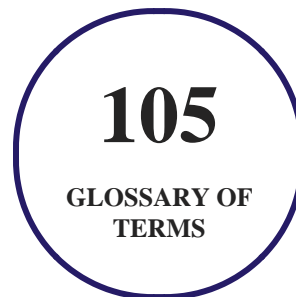
## 4. flashcards

Flashcards are effective memory-aiding tools that help you learn complex topics easily. The flashcard will help you in memorizing definitions, terminologies, key concepts, and more. There is no limit to the number of times learners can attempt these. Flashcards help master the key concepts.



## 5. Glossary of terms

uCertify provides detailed explanations of concepts relevant to the course through Glossary. It contains a list of frequently used terminologies along with its detailed explanation. Glossary defines the key terms.



## 6. Expert Instructor-Led Training

uCertify uses the content from the finest publishers and only the IT industry's finest instructors. They have a minimum of 15 years real-world experience and are subject matter experts in their fields. Unlike a live class, you can study at your own pace. This creates a personal learning experience and gives you all the benefit of hands-on training with the flexibility of doing it around your schedule 24/7.

## 7. ADA Compliant & JAWS Compatible Platform

uCertify course and labs are ADA (Americans with Disability Act) compliant. It is now more accessible to students with features such as:

- Change the font, size, and color of the content of the course
- Text-to-speech, reads the text into spoken words
- Interactive videos, how-tos videos come with transcripts and voice-over
- Interactive transcripts, each word is clickable. Students can clip a specific part of the video by clicking on a word or a portion of the text.

JAWS (Job Access with Speech) is a computer screen reader program for Microsoft Windows that reads the screen either with a text-to-speech output or by a Refreshable Braille display. Student can easily navigate uCertify course using JAWS shortcut keys.

## 8. State of the Art Educator Tools

uCertify knows the importance of instructors and provide tools to help them do their job effectively. Instructors are able to clone and customize course. Do ability grouping. Create sections. Design grade scale and grade formula. Create and schedule assessments. Educators can also move a student from self-paced to mentor-guided to instructor-led mode in three clicks.

## 9. Award Winning Learning Platform (LMS)

uCertify has developed an award winning, highly interactive yet simple to use platform. The SIIA CODiE Awards is the only peer-reviewed program to showcase business and education technology's finest products and services. Since 1986, thousands of products, services and solutions have been recognized for achieving excellence. uCertify has won CODiE awards consecutively for last 7 years:

- **2014**
  1. Best Postsecondary Learning Solution
- **2015**
  1. Best Education Solution

2. Best Virtual Learning Solution
3. Best Student Assessment Solution
4. Best Postsecondary Learning Solution
5. Best Career and Workforce Readiness Solution
6. Best Instructional Solution in Other Curriculum Areas
7. Best Corporate Learning/Workforce Development Solution

- **2016**

1. Best Virtual Learning Solution
2. Best Education Cloud-based Solution
3. Best College and Career Readiness Solution
4. Best Corporate / Workforce Learning Solution
5. Best Postsecondary Learning Content Solution
6. Best Postsecondary LMS or Learning Platform
7. Best Learning Relationship Management Solution

- **2017**

1. Best Overall Education Solution
2. Best Student Assessment Solution
3. Best Corporate/Workforce Learning Solution
4. Best Higher Education LMS or Learning Platform

- **2018**

1. Best Higher Education LMS or Learning Platform
2. Best Instructional Solution in Other Curriculum Areas
3. Best Learning Relationship Management Solution

- **2019**

1. Best Virtual Learning Solution
2. Best Content Authoring Development or Curation Solution
3. Best Higher Education Learning Management Solution (LMS)

- **2020**

1. Best College and Career Readiness Solution
2. Best Cross-Curricular Solution
3. Best Virtual Learning Solution

## 10. Chapter & Lessons

uCertify brings these textbooks to life. It is full of interactive activities that keeps the learner engaged. uCertify brings all available learning resources for a topic in one place so that the learner can efficiently learn without going to multiple places. Challenge questions are also embedded in the chapters so learners can attempt those while they are learning about that particular topic. This helps them grasp the concepts better because they can go over it again right away which improves learning.

Learners can do Flashcards, Exercises, Quizzes and Labs related to each chapter. At the end of every lesson, uCertify courses guide the learners on the path they should follow.

### Syllabus

Chapter 1: Introduction

Chapter 2: Windows 10 Installation

- Understanding the Basics
- Windows 10 Architecture
- Preparing to Install Windows 10
- Installing Windows 10
- Understanding Automated Deployment Options
- Deploying Unattended Installations

- Windows Update
- Summary
- Exam Essentials

## Chapter 3: Configuring Users

- Understanding User Accounts
- Working with User Accounts
- Managing User Properties
- Troubleshooting User Account Authentication
- Managing and Creating Groups
- Managing Security Using GPOs and LGPOs
- Configuring User Account Control
- Understanding Smart Cards
- Configuring Remote Management
- Using PowerShell
- Summary
- Exam Essentials

## Chapter 4: Managing Data

- Managing File and Folder Security
- Managing Network Access
- Understanding Hardware Security
- Summary
- Exam Essentials

## Chapter 5: Managing the Windows 10 Environment

- Managing Windows
- Configuring Mobility Options
- Managing Windows 10 Services
- Configuring Internet Browsers
- Summary
- Exam Essentials

## Chapter 6: Configuring Security and Devices

- Understanding Filesystems
- Configuring NTFS
- Configuring Hardware

- Managing I/O Devices
- Configuring Windows Defender Firewall
- Summary
- Exam Essentials

## Chapter 7: Configuring Network Connectivity

- Understanding the Basics
- Configuring NIC Devices
- Understanding TCP/IP
- Summary
- Exam Essentials

## Chapter 8: Configuring Recovery

- Understanding Recovery
- Knowing the Startup/Boot Options
- Maintaining Windows 10 with Backup and Restore
- Using System Protection
- Monitoring Windows

- Summary
- Exam Essentials

## Videos and How To

uCertify course includes videos to help understand concepts. It also includes How Tos that help learners in accomplishing certain tasks.

**17**  
VIDEOS

**33**  
MINUTES

## 11. Practice Test

Here's what you get

**40**  
PRE-ASSESSMENTS  
QUESTIONS

**2**  
FULL LENGTH TESTS

**44**  
POST-ASSESSMENTS  
QUESTIONS

## Features

Each question comes with detailed remediation explaining not only why an answer option is correct but also why it is incorrect.

### **Unlimited Practice**

Each test can be taken unlimited number of times until the learner feels they are prepared. Learner can review the test and read detailed remediation. Detailed test history is also available.

Each test set comes with learn, test and review modes. In learn mode, learners will attempt a question and will get immediate feedback and complete remediation as they move on to the next question. In test mode, learners can take a timed test simulating the actual exam conditions. In review mode, learners can read through one item at a time without attempting it.

## 12. **Live Labs**

The benefits of live-labs are:

- Exam based practical tasks
- Real equipment, absolutely no simulations
- Access to the latest industry technologies
- Available anytime, anywhere on any device
- Break and Reset functionality
- No hardware costs

## **Lab Tasks**

### **Windows 10 Installation**

- Performing a Clean Install of Windows 10
- Configuring Locales
- Using the System Preparation Tool
- Configuring MDT

## **Configuring Users**

- Disabling User Accounts
- Deleting User Accounts
- Renaming a User Account
- Creating New Users via the MMC
- Adding a User to an Existing Group
- Changing a User's Password
- Setting Up User Profiles
- Adding Accounts to Groups
- Creating Local Groups
- Adding the Local Computer Policy Snap-in
- Applying a User-Rights Policy
- Configuring Audit Policies
- Configuring a Password Policy
- Configuring Account-Lockout Policies
- Setting Up a VPN Connection
- Enabling Remote Desktop

## **Managing Data**

- Managing NTFS Permissions
- Configuring Share Permissions
- Using BitLocker in Windows 10

## **Managing the Windows 10 Environment**

- Changing the System's Virtual Memory
- Installing New Features
- Configuring Windows 10 Desktop Options
- Changing the Computer Name
- Configuring a Power Plan
- Configuring Services
- Using the Browser's Compatibility View

### Configuring Security and Devices

- Disabling a Device in Device Manager
- Uninstalling a Device Driver
- Installing a Printer
- Creating a New Inbound Rule

### Configuring Network Connectivity

- Configuring a Static TCP/IP Address
- Using the ipconfig Command

### Configuring Recovery

- Creating a Restore Point
- Using the Recycle Bin
- Using Event Viewer

## Here's what you get

**39**

LIVE LABS

**37**

VIDEO TUTORIALS

**55**

MINUTES

## 13. Post-Assessment

After completion of the uCertify course Post-Assessments are given to students and often used in conjunction with a Pre-Assessment to measure their achievement and the effectiveness of the exam.

You can't stay away! Get  
in touch with our team to