

uCertify

Course Outline

Computing Fundamentals (IC3 GS5 Exam 1)



30 Oct 2025

1. Course Objective
2. Pre-Assessment
3. Exercises, Quizzes, Flashcards & Glossary
Number of Questions
4. Expert Instructor-Led Training
5. ADA Compliant & JAWS Compatible Platform
6. State of the Art Educator Tools
7. Award Winning Learning Platform (LMS)
8. Chapter & Lessons
Syllabus
Chapter 1: Understanding Operating Systems
Chapter 2: Understanding Hardware
Chapter 3: Understanding Software
Chapter 4: Troubleshooting Problems with Your Computer
Chapter 5: Cloud Computing
Chapter 6: Networking and Mobile device
Chapter 7: Appendix A
Videos and How To
9. Practice Test
Here's what you get
Features
10. Performance Based labs
Lab Tasks
Here's what you get
11. Post-Assessment

1. Course Objective

Gain hands-on experience to pass the IC3 GS5 Exam 1 with the IC3 GS5 Computing Fundamentals course and lab. The lab is cloud-based, device-enabled, and can easily be integrated with an LMS. The IC3 exam training course and lab completely cover the computing fundamentals exam objectives and provide the expertise required to work with operating systems, hardware, and software; cloud computing, networking mobile devices, and so on.

2. Pre-Assessment

Pre-Assessment lets you identify the areas for improvement before you start your prep. It determines what students know about a topic before it is taught and identifies areas for improvement with question assessment before beginning the course.

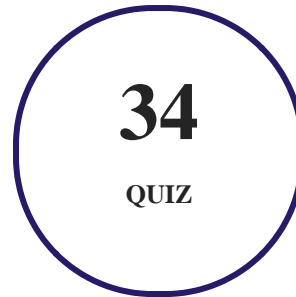
3. Exercises

There is no limit to the number of times learners can attempt these. Exercises come with detailed remediation, which ensures that learners are confident on the topic before proceeding.

35
EXERCISES


4. Quiz

Quizzes test your knowledge on the topics of the exam when you go through the course material. There is no limit to the number of times you can attempt it.



5. flashcards

Flashcards are effective memory-aiding tools that help you learn complex topics easily. The flashcard will help you in memorizing definitions, terminologies, key concepts, and more. There is no limit to the number of times learners can attempt these. Flashcards help master the key concepts.



6. Glossary of terms

uCertify provides detailed explanations of concepts relevant to the course through Glossary. It contains a list of frequently used terminologies along with its detailed explanation. Glossary defines the key terms.



7. Expert Instructor-Led Training

uCertify uses the content from the finest publishers and only the IT industry's finest instructors. They have a minimum of 15 years real-world experience and are subject matter experts in their fields. Unlike a live class, you can study at your own pace. This creates a personal learning experience and gives you all the benefit of hands-on training with the flexibility of doing it around your schedule 24/7.

8. ADA Compliant & JAWS Compatible Platform

uCertify course and labs are ADA (Americans with Disability Act) compliant. It is now more accessible to students with features such as:

- Change the font, size, and color of the content of the course
- Text-to-speech, reads the text into spoken words
- Interactive videos, how-tos videos come with transcripts and voice-over
- Interactive transcripts, each word is clickable. Students can clip a specific part of the video by clicking on a word or a portion of the text.

JAWS (Job Access with Speech) is a computer screen reader program for Microsoft Windows that reads the screen either with a text-to-speech output or by a Refreshable Braille display. Student can easily navigate uCertify course using JAWS shortcut keys.

9. State of the Art Educator Tools

uCertify knows the importance of instructors and provide tools to help them do their job effectively. Instructors are able to clone and customize course. Do ability grouping. Create sections. Design grade scale and grade formula. Create and schedule assessments. Educators can also move a student from self-paced to mentor-guided to instructor-led mode in three clicks.

10. Award Winning Learning Platform (LMS)

uCertify has developed an award winning, highly interactive yet simple to use platform. The SIIA CODiE Awards is the only peer-reviewed program to showcase business and education technology's finest products and services. Since 1986, thousands of products, services and solutions have been

recognized for achieving excellence. uCertify has won CODiE awards consecutively for last 7 years:

- **2014**

1. Best Postsecondary Learning Solution

- **2015**

1. Best Education Solution
2. Best Virtual Learning Solution
3. Best Student Assessment Solution
4. Best Postsecondary Learning Solution
5. Best Career and Workforce Readiness Solution
6. Best Instructional Solution in Other Curriculum Areas
7. Best Corporate Learning/Workforce Development Solution

- **2016**

1. Best Virtual Learning Solution
2. Best Education Cloud-based Solution
3. Best College and Career Readiness Solution
4. Best Corporate / Workforce Learning Solution
5. Best Postsecondary Learning Content Solution
6. Best Postsecondary LMS or Learning Platform
7. Best Learning Relationship Management Solution

- **2017**

1. Best Overall Education Solution
2. Best Student Assessment Solution
3. Best Corporate/Workforce Learning Solution
4. Best Higher Education LMS or Learning Platform

- **2018**

1. Best Higher Education LMS or Learning Platform

2. Best Instructional Solution in Other Curriculum Areas
3. Best Learning Relationship Management Solution

- **2019**

1. Best Virtual Learning Solution
2. Best Content Authoring Development or Curation Solution
3. Best Higher Education Learning Management Solution (LMS)

- **2020**

1. Best College and Career Readiness Solution
2. Best Cross-Curricular Solution
3. Best Virtual Learning Solution

11. Chapter & Lessons

uCertify brings these textbooks to life. It is full of interactive activities that keeps the learner engaged. uCertify brings all available learning resources for a topic in one place so that the learner can efficiently learn without going to multiple places. Challenge questions are also embedded in the chapters so learners can attempt those while they are learning about that particular topic. This helps them grasp the concepts better because they can go over it again right away which improves learning.

Learners can do Flashcards, Exercises, Quizzes and Labs related to each chapter. At the end of every lesson, uCertify courses guide the learners on the path they should follow.

Syllabus

Chapter 1: Understanding Operating Systems

- Operating Systems and Their Roles When Using Computers and Devices
- Working with Files and Folders
- Customizing Your Computer

- Summary

Chapter 2: Understanding Hardware

- The Internal Hardware Components of a Computer
- Peripheral Devices That Can Be Connected to a Computer
- The Most Common Types of Computers and Devices
- How Information Is Transmitted inside a Computer
- How to Evaluate the Performance of a Computer or Device
- Summary

Chapter 3: Understanding Software

- The Dependencies between Hardware and Software
- Installing, Removing, or Reinstalling Software
- Software Licensing and Its Implications
- The Most Common Types of Office Applications
- Using Templates to Get Started with an Application
- Personal Entertainment Applications
- Compressing Files to Save Space

- Optimizing Your Computer's Hard Disk Performance
- Protecting Yourself from Malware
- Summary

Chapter 4: Troubleshooting Problems with Your Computer

- Dealing with Problems Caused by Software
- Dealing with Problems Caused by Hardware
- Creating Your Own Backup System
- Summary

Chapter 5: Cloud Computing

- Cloud computing concepts
- Cloud accounts
- Difference between application and software
- Summary

Chapter 6: Networking and Mobile device

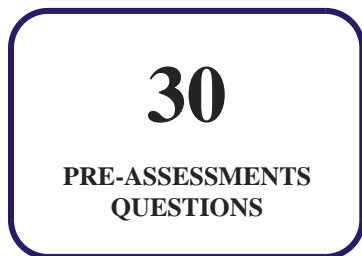
- Our Connected World: Communication Systems
- The Internet

- Cell Phone Networks
- Ways of Classifying Networks
- Applications of Mobile Devices
- Summary

Chapter 7: Appendix A

12. Practice Test

Here's what you get



Features

Each question comes with detailed remediation explaining not only why an answer option is correct but also why it is incorrect.

Unlimited Practice

Each test can be taken unlimited number of times until the learner feels they are prepared. Learner can review the test and read detailed remediation. Detailed test history is also available.

Each test set comes with learn, test and review modes. In learn mode, learners will attempt a question and will get immediate feedback and complete remediation as they move on to the next question. In test mode, learners can take a timed test simulating the actual exam conditions. In review mode, learners can read through one item at a time without attempting it.

13. Performance Based Labs

uCertify's performance-based labs are simulators that provides virtual environment. Labs deliver hands on experience with minimal risk and thus replace expensive physical labs. uCertify Labs are cloud-based, device-enabled and can be easily integrated with an LMS. Features of uCertify labs:

- Provide hands-on experience in a safe, online environment
- Labs simulate real world, hardware, software & CLI environment
- Flexible and inexpensive alternative to physical Labs
- Comes with well-organized component library for every task
- Highly interactive - learn by doing
- Explanations and remediation available
- Videos on how to perform

Lab Tasks

- Signing into Windows 10
- Putting your computer to sleep and then resuming your work
- Installing Windows Updates manually
- Changing items size on your screen
- Changing the desktop color
- Creating a Standard User Account
- Sharing a folder with another user account
- Configuring Windows Update settings
- Changing Screen Resolution
- Connecting a Keyboard, Mouse, and Monitor to a Computer
- Determining the available hardware resources using task manager

- Installing an application
- Installing security software
- Uninstalling an Application
- Installing VLC media player
- Creating a document using a template
- Extracting the contents of a ZIP file archive
- Freeing up disk space with disk cleanup
- Using disk defragmenter
- Changing the settings on Windows firewall
- Setting the compatibility mode for any Windows application
- Ending function of nonresponsive applications
- Starting Windows 10 in safe mode
- Backing Up Files
- Restoring Files
- Configuring OneDrive
- Installing and setting up dropbox
- Starting G suite
- Connecting a system to a wireless network
- Connecting an iPhone to the Wi-Fi network
- Identifying network categories

Here's what you get



14. Post-Assessment

After completion of the uCertify course Post-Assessments are given to students and often used in conjunction with a Pre-Assessment to measure their achievement and the effectiveness of the exam.

You can't stay away! Get

 3187 Independence Drive
Livermore, CA 94551,
United States  +1-415-763-6300  support@ucertify.com  www.ucertify.com